

National Federation of State High School Associations



Authenticating Mark Program



Take Part. Get Set For Life.™

NFHS Authenticating Mark

Dear Manufacturer/Distributor:



The NFHS Authenticating Mark Program, which officially began in the 2000-01 school year, ensures easy identification of inflated and non-inflated balls and pucks used in interscholastic competition for which the NFHS writes playing rules. All such balls and pucks are required to display the NFHS Authenticating Mark. The contract for participation in this program is available from LRG Prep.

The threefold purpose of the NFHS Authenticating Mark Program is:

- First, the use of conforming equipment is essential to the integrity of contests played under the NFHS rules. This program helps to promote a level playing field by ensuring consistency in the equipment being used.
- Second, by requiring a modest fee to be paid by the participating manufacturers for use of the Authenticating Mark, the program generates revenue to support additional services to benefit student-athletes, athletic administrators, coaches and officials.
- Finally, the mark allows for the development of more sophisticated standards in balls and pucks and clearly communicates to administrators, coaches and officials that these standards are being met.

We hope that this standards manual provides you with the information you need to implement the program. We welcome your questions, comments and suggestions to improve the program and make it as efficient and cost-effective as possible.

Thank you for your participation and we look forward to working together with your organization to improve and enhance the great tradition of interscholastic sports.

Sincerely,

A handwritten signature in black ink that reads "Robert B. Gardner". The signature is written in a cursive, slightly stylized font.

Robert B. Gardner
Executive Director

Table of Contents

Letter to Manufacturer/Distributor	2
Highlights of NFHS Authenticating Mark Program	4
Ball/Puck Specifications:	
Baseball	5
Softball	5
Volleyball	6
Water Polo	6
Football	7
Soccer	8
Field Hockey	8
Ice Hockey	9
Boys Lacrosse	9
Basketball	10
Standards/Use Information:	
Authenticating Mark Maximum and Minimum Sizes	11
Authenticating Mark Color Options and Applications	12

Highlights of NFHS Authenticating Mark Program

Fee Structure: *(In order to implement a fair allocation of Authenticating Mark-related expenses, the minimum royalty each quarter is \$100.)*

The license fee for use of the NFHS Authenticating Mark is as follows:

Ball	Fee Structure	Ball	Fee Structure
Basketball	.35 per ball	Softball	.35 per dozen
Football	.35 per ball	Ice Hockey puck	.35 per dozen
Soccer ball	.35 per ball	Field Hockey ball	.35 per dozen
Volleyball	.35 per ball	Baseball	.35 per dozen
Water polo ball	.35 per ball	Lacrosse ball	.35 per dozen

Contract:

For manufacturers enrolling in the program for the first time, a contract for your signature is included with this brochure.

Please forward to: LRG Prep
NFHS Authenticating Mark Program
c/o Carolyn Dale
442 Century Lane, Suite 100
Holland, Michigan 49423

Payments:

Payments should be forwarded to LRG Prep within 30 days after the end of each calendar quarter, beginning with the first calendar quarter after execution of the agreement. Quarterly sales reports must accompany payments. Licensees must report sales online and submit documentation of the sales transaction; e.g., invoices, spreadsheets.

Testing:

Each manufacturer/distributor is responsible for submitting specimens of the products it seeks to license to a qualified testing laboratory (e.g., one that meets the standards of the American Council of Independent Laboratories or the American Society for Testing and Materials) and having pass/fail test results sent to LRG Prep. Only one test is required per product model. Any test result submitted to LRG Prep need only recite compliance, on a pass/fail basis, with the specifications outlined in the NFHS protocol.

Pass/fail results should be sent to Carolyn Dale at LRG Prep at the address above.

Graphics:

Artwork may be obtained and submitted for approval through Trademarx Online.

Rule specifications:

This manual outlines the specifications for sports rules governed by the NFHS.

Use of the Mark:

This manual outlines approved uses of the NFHS Authenticating Mark. No deviation from the approved use of the NFHS Authenticating Mark is permitted. Please contact the NFHS if you have any questions concerning uses of the mark.

NFHS Ball and Puck Specifications



BASEBALL

The ball shall be a sphere formed by yarn wound around a small core of cork, rubber or similar material, and covered with two strips of white horsehide or two strips of white cowhide tightly stitched together.


It shall be:

Weight: 5 ounces to 5¼ ounces

Circumference: 9 inches to 9¼ inches

The coefficient of restitution (COR) of baseballs shall not exceed .555.

SOFTBALL



The ball shall be an optic yellow sphere formed by either solid core or number one long-fiber Kapok or yarn wound around a small core of cork, rubber or similar material, and covered with a flat surface or a smooth seam stitch. The cover of the ball shall be made of number one chrome-tanned, horsehide or cowhide that will be solidly cemented to the ball. The cover is also sewn on the ball with a waxed cotton or linen thread. Synthetic composition material may also be used for the cover. The coefficient of Restitution (COR) and compression shall be labeled on all softballs.

The ball specifications shall be:

Play	Size	COR	Compression	*Dynamic Stiffness	Weight & Circumference
Slow Pitch	11"	.44 max	375 lbs. max	7,500 lbs./inch max	5 ⁷ / ₈ to 6 ¹ / ₈ ounces
					10 ⁷ / ₈ to 11 ¹ / ₄ inches
Slow Pitch	12"	.44 max	375 lbs. max	7,500 lbs./inch max	6 ¹ / ₄ to 7 ounces
					11 ⁷ / ₈ to 12 ¹ / ₄ inches
Fast Pitch	12"	.47 max	375 lbs. max	7,500 lbs./inch max	6 ¹ / ₄ to 7 ounces
					11 ⁷ / ₈ to 12 ¹ / ₄ inches

Notes:

1. The dynamic stiffness of 12-inch softballs shall not exceed 7,500 pounds/inch and 11-inch softballs shall not exceed 9,500 pounds/inch when tested under current proposed ASTM test methods.
2. (S.P.) By state association adoption, an 11-inch ball shall be used in girls slow pitch and the bases shall be 65 feet (see 1-1-2a).

NFHS Ball and Puck Specifications

VOLLEYBALL

The ball shall be spherical with a laceless molded cover of 12 or more panels of genuine or simulated smooth leather (not suede). All panels of the ball shall be solid white or a maximum combination of three colors (with each panel being a solid color) and of which at least one-third of the panels shall be solid white. It shall measure at least 25 inches but no more than 27 inches in circumference, with a weight of 9-10 ounces when inflated with 4.3-4.6 pounds per square inch of air pressure.



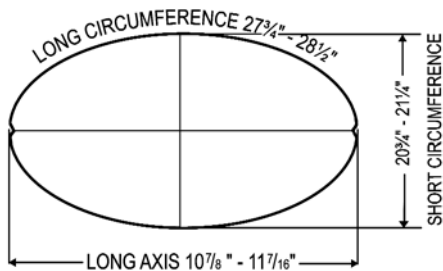
WATER POLO BALL



The ball shall be round and yellow or gold in color. The ball may have colored areas, such as panels, pentagons or circles, provided that the ball is predominantly yellow or gold in color. The colored areas must be as manufactured (not hand-pointed). It shall have an air chamber with a self-closing valve. It shall be waterproof, without external strappings or any covering of grease or similar substance.

The weight of the ball shall be not less than 400 grams and not more than 450 grams. For boys competition, the circumference of the water polo ball shall be not less than 0.68 meters and not more than 0.71 meters. (Size 5 ball is recommended.) It shall be inflated to a maximum air pressure of 13-14 pounds per square inch. For girls competition, the circumference of the ball shall be not less than 0.65 meters and not more than 0.67 meters. (Size 4 ball is recommended.) The ball shall be inflated to a maximum air pressure of 12-13 pounds per square inch.

NFHS Ball and Puck Specifications



FOOTBALL

The ball shall meet the following specifications:

- A tan-colored cover consisting of either pebbled-grain, cowhide or approved composition (leather or rubber) case without corrugations other than those formed by the natural seam grooves and the lace on one of the grooves.
- One set of either 8 or 12 evenly spaced laces. The length of the lace shall be confined to within 3 3/4 inches from each end of the ball.
- A continuous one-inch white or yellow stripe centered 3 to 3 1/4 inches from each end of the ball free from decorations or logos added during or after production. The stripes shall be located only on the two panels adjacent to and perpendicular to the seam upon which the laces are stitched.
- Conforms to the shape and dimensions as shown in the diagram.
- Weighs between 14 and 15 ounces.
- Inflated to a pressure of 12 1/2 to 13 1/2 psi (pounds per square inch) or 878.8 to 949.1 grams per square centimeter.

Method of Measuring

- All measurements shall be made after the ball is inflated to 13 psi.
- The long circumference should be measured 90 degrees from lace around the ends of the ball, over the groove but not in the groove.
- The long axis should be measured from end to end not in the nose indentation.
- The short circumference should be measured around the ball, over the valve, over the lace, but not over a cross lace.



SOCCER BALL

Game balls shall be spherical with a circumference of at least 27 inches but no more than 28 inches (0.68m to 0.71m). The weight of the balls at the start of the game shall be at least 14 ounces but no more than 16 ounces (396g to 453g).

The outer casing of the ball shall be leather or other similar material that is weather resistant.

The ball shall be inflated to the manufacturer's recommended pressure.



FIELD HOCKEY BALL

The ball shall be spherical with a seamless or sewn outer surface of leather or plastic. It may be of any color which contrasts with the playing surface. The ball must be a solid color. The ball shall be hard, solid or hollow and be smooth or with indentations. The inner portion of a solid ball may consist of any natural or artificial material in any composition or mixture. The weight of the ball shall be 5½-5¾ ounces. The circumference must be 8¾ – 9¼ inches.



ICE HOCKEY PUCK

The puck shall meet the following specifications:

The puck shall be a vulcanized black rubber disc, uniformly 1 inch (2.54 cm) in thickness and 3 inches (7.62 cm) in diameter, weighing from 5½ to 6 ounces (155.92 to 170.1 g), and free from cuts and indentations.

It is recommended that pucks be slightly beveled or rounded on the edges and that they be chilled before being placed in competition.



BOYS LACROSSE BALL

The ball shall be white, yellow, orange or lime green and meet the current NOCSAE lacrosse ball standard. White balls shall be used unless both coaches agree prior to or during the game to use a yellow, orange or lime green ball.

Game balls shall be supplied by the home team and must include the following:
"Meets NOCSAE Standard. NFHS."



NFHS Ball and Puck Specifications



BASKETBALL

The ball shall meet the following specifications:

- a. Its color shall be the approved orange shade or natural color. (Effective with the 2019-20 season, its color shall be Pantone Matching System (PMS) Orange 151, Red-Orange 173 or Brown 1535.)
- b. It shall be spherical.
- c. It shall have a deeply-pebbled cover with horizontally shaped panels bonded tightly to the rubber carcass.
- d. The circumference shall be:
 1. Within a minimum of 29½ inches to a maximum of 30 inches for high school boys competition.
 2. Within a minimum of 28½ inches to a maximum of 29 inches for high school girls competition.
- e. The weight shall be:
 1. Within a minimum of 20 ounces to a maximum of 22 ounces for high school boys competition.
 2. Within a minimum of 18 ounces to a maximum of 20 ounces for high school girls competition.
- f. The black rubber rib separating the panels shall not exceed 1/4 inch in width.

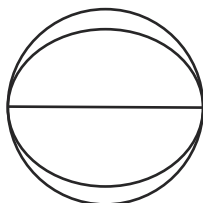
Note: By state association adoption, either legal-size ball may be used for boys junior high school competition.

The ball shall be inflated to an air pressure such that when it is dropped to the playing surface from a height of 6 feet, measured to the bottom of the ball, it shall rebound to a height, measured to the top of the ball, of not less than 49 inches when it strikes on its least resilient spot, nor more than 54 inches when it strikes on its more resilient spot.

Note: To be legal, the air pressure which will give the required reaction must be stamped on it. The pressure for game use must be such as to make the ball bounce legally.

HIGH SCHOOL BOYS

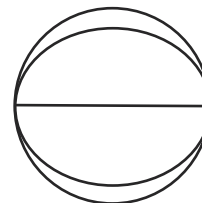
29½ - 30 Inches



20-22 Ounces

HIGH SCHOOL GIRLS

28½ - 29 Inches



18-20 Ounces

CIRCUMFERENCE

WEIGHT

Authenticating Mark Maximum and Minimum Sizes

For inflatable balls, either of these formats may be used:



(This is the maximum size that the Authenticating Mark may be displayed)

For boys lacrosse balls, this format should be used:



NOTE: The manufacturer shall not use this mark referencing NOCSAE unless the manufacturer has received specific approval from NOCSAE.

(This is the minimum size that the Authenticating Mark may be displayed)

For other non-inflated balls and pucks, this format should be used:



(This is the minimum size that the Authenticating Mark may be displayed)

Do not use the NFHS Authenticating Mark without prior written approval from the National Federation of State High School Associations. This mark is for use of licensees only.

- Maximum size: you may use the NFHS Authenticating Mark as large as you deem appropriate, not to exceed the above maximum size. Suggested size for most inflatable and non-inflatable balls and pucks would be 1¼" in length.
- Minimum size: do not reduce the logo any smaller than 5/8" in length. The © of the trademark should be clear and readable in any size you use. When re-sizing the logo, the © must always remain in close proximity to the graphic. (If silk-screening the logo or imprinting on a heavy texture, enlarge the © to a readable size.)
- On a ball or puck, the NFHS logo may be smaller than manufacturer's logo, but should be placed in proximity to the manufacturer's name for easy identification. Allow enough space around the logo so it can be easily recognized as distinct and separate.
- Reproduce the logo only from the vector artwork provided on Trademark Online. Do not copy, scan art electronically or use as a template to redraw the symbol.

Note: If sizing or specifications do not work well in your particular design situation, contact LRG Prep.

Authenticating Mark Color Options and Applications

Do not use the NFHS Authenticating Mark without prior written approval from the National Federation of State High School Associations or LRG Prep. This mark is for use of licensees only.

On Inflatable, non-inflated balls and pucks:

- Print in solid black or white on balls or pucks – whichever is most easily readable. Hot stamp or emboss into the surface if possible. To avoid unnecessary expense, contact LRG Prep for permission before using the NFHS Authenticating Mark in any other form or color.
- The NFHS Authenticating Mark should be used as a solid; do not screen back any part of the mark.
- Do not separate individual parts of the mark from one another; always use the shield and flame together with the ®.
- On a ball or puck, place the NFHS Authenticating Mark in proximity to the manufacturer's logo or imprint for easy identification; but allow enough space around the NFHS Authenticating Mark so it can be easily recognized as distinct and separate.
- Reproduce the mark only from the vector artwork provided on Trademarx Online. Do not copy, scan art electronically or use as a template to redraw the symbol. For electronic art files, contact LRG Prep.

On packing and brochures:

- The NFHS Authenticating Mark may be used on packaging for product information.
- The phrase, "This product bears an NFHS Authenticating Mark certifying that it is in compliance with NFHS rules," may be used on packaging and brochures in combination with the NFHS Authenticating Mark (See option No. 2 on page 11).
- The minimum size for the NFHS Authenticating mark is 5/8" in length, and the minimum size for the phrase, "This product bears an NFHS Authenticating Mark certifying that it is in compliance with NFHS rules," is 8-point type.
- The ® must appear and remain in close proximity to the mark.
- The maximum size for the NFHS Authenticating Mark is 1¼" in length, and the maximum size for the aforementioned phrase is 12-point type.
- The NFHS Authenticating Mark should be used only as a solid; do not screen back any part of the mark.
- Do not separate the individual parts of the mark from one another; always use the shield and flame together with the ®.
- Allow enough space around the mark to separate it from surrounding text or graphics; it should be easily recognized as distinct and separate.
- Reproduce the mark only from the vector artwork provided on Trademarx Online. Do not copy, scan art electronically or use as a template to redraw the symbol. For electronic art files, please contact LRG Prep.

Sample minimum size:



This product bears an NFHS Authenticating Mark certifying that it is in compliance with NFHS rules.

For more information, please contact

Carolyn Dale

LRG Prep

442 Century Lane, Suite 100

Holland, Michigan 49423

616-928-1940

NATIONAL FEDERATION OF STATE HIGH SCHOOL ASSOCIATIONS

PO Box 690 | Indianapolis, Indiana 46206

Phone: 317-972-6900 | Fax: 317.822.5700

www.nfhs.org